




Hindalco

Investor Presentation

November 12, 2016



Forward Looking & Cautionary Statement



Certain statements in this report may be “forward looking statements” within the meaning of applicable securities laws and regulations. Actual results could differ materially from those expressed or implied. Important factors that could make a difference to the company’s operations include global and Indian demand supply conditions, finished goods prices, feed stock availability and prices, cyclical demand and pricing in the company’s principal markets, changes in Government regulations, tax regimes, economic developments within India and the countries within which the company conducts business and other factors such as litigation and labour negotiations. The company assume no responsibility to publicly amend, modify or revise any forward looking statement, on the basis of any subsequent development, information or events, or otherwise.

Economy and industry at glance

Key business highlights

Operational and financial review

- Aluminium (India)
- Copper
- Novelis

Global Economy – Uncertain Times, Easy money rules

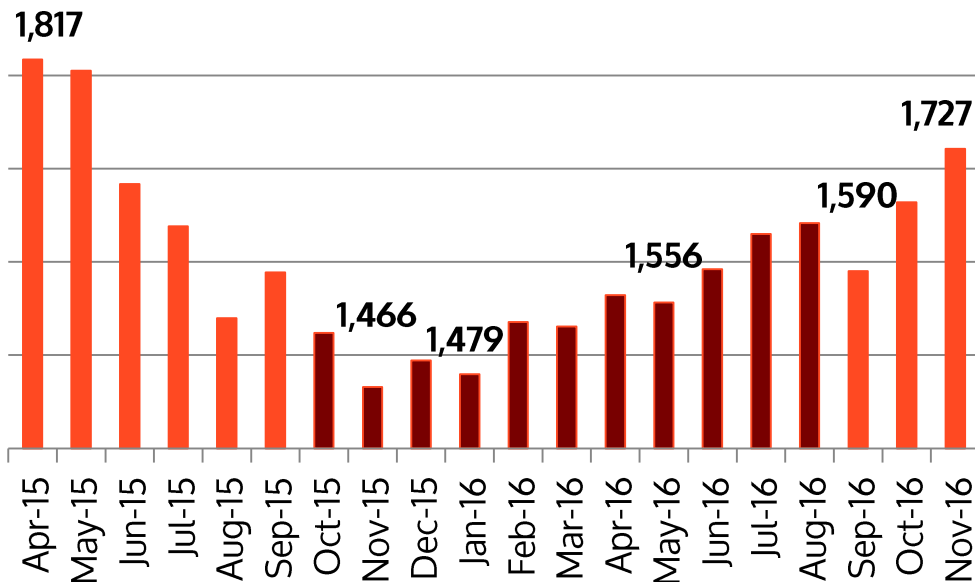
- US outlook mixed , Advance Estimates for US GDP reported an increase of 2.9% (YoY) in Q3 2016. In Q2, real GDP rose 1.4%,
- Fed interest rate hike fears resurfacing, volatility increased post Presidential election
- Europe – growth continued to remain subdued
- China – Strong growth momentum, buoyed by stimulus, doubts on sustenance of the pace of the growth

India-Growth picking up

- Buoyed sentiments following good monsoon, GST progress and Global liquidity
- Expectations of stronger H2

IMF is bullish on base metals prices

LME US\$/t



November figures are till date average

Over 500KT of deficit is expected in 2016
Largest deficit in the decade
LME expected to be range bound

Robust Demand

- Globally expected to grow at 5% in 2016
- US demand expected to gather momentum
- Chinese demand growth over 7%, driven by stimulus in construction sector and tax incentives in automobile sector
- Domestic demand is expected to gain pace post good monsoon, pick up in industrial activity and investments in electrical sector

Supply – lagging for now

- In 2016 - expected to lag demand
- Over medium term however, expected to increase sharply as new Chinese capacities come on stream as restarts gather pace following sharp price recovery

Aluminium industry drivers



- ❑ Realisations were broadly stable as the impact of marginal rise in LME and supportive rupee was negated by sharp decline in local market premium

- ❑ Industry costs continued to remain depressed
 - However, both energy and alumina prices have started hardening
 - In India, sharp surge in imports continued to impact domestic players

- ❑ Coal availability improved, however, clean energy cess and monsoon related issues affected coal costs

Key macro drivers	Q2 FY17	Q2 FY16	YoY%
LME (US\$ /MT)	1,620	1,589	2.0%
Premium (MJP)(US\$/MT)	75	110	(31.8%)
Rs./US\$	66.96	64.96	3.1%

- ❑ Demand from China continues to remain lacklustre depressing the LME prices
- ❑ Mine supply continues to remain robust despite lower LME
- ❑ For Indian smelters
 - TC/RC were stable
 - LME lower by 10%
 - Sulphuric acid prices dropped sharply
 - DAP realisations lower

Key macro drivers (Q2 FY 17 vs Q2 FY 16)

TCRC (US\$c/lb)	LME (US\$/MT)	Rs./US\$	Acid Price (Rs./MT)	DAP Realization (Rs./MT)
------------------	---------------	----------	---------------------	--------------------------





Q2 FY17- A strong operating performance

Aluminium

- ❑ Aluminium EBITDA up 192% YoY on strong volumes, significant cost efficiencies achieved across operations, input prices largely supportive
- ❑ Coal security and improved power cost visibility – Locked in significant portion of annual coal requirement in recent auction at an attractive price
- ❑ All greenfield projects – Running at design capacity

Novelis

- ❑ Yet another solid quarter – Adjusted EBITDA excluding MPL at \$ 270 Mn, ~ \$ 350/T EBITDA for 3rd consecutive quarter
- ❑ Automotive shipments up 12% YOY
- ❑ Refinanced Senior notes – will drive annual savings of \$ 55 Mn in interest cost

Copper


- ❑ Highest ever cathode Production, significant operating efficiencies achieved
- ❑ Efficiency gains offset adverse impact of sharp decline in co-product realisations
- ❑ Strong EBITDA despite some headwinds, up 38% QoQ

Q2 FY 17 – Standalone highlights



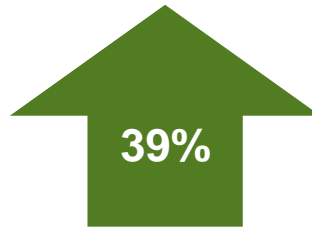
YOY

Net Sales **Rs. 9,562 Cr**



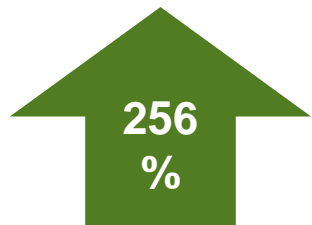
❑ Sharply lower Cu realisations, negated impact of higher Al volumes

PBITDA **Rs. 1,493 Cr**




❑ Strong gains in Aluminium operations on the back of higher volumes, efficiency gains & lower input costs

Net Profit **Rs. 440 Cr**



❑ Sharply up due to robust operational performance and marginally lower finance charges, exceptional income also boosted the profits

Robust financial performance on the back of strong volumes and supportive costs

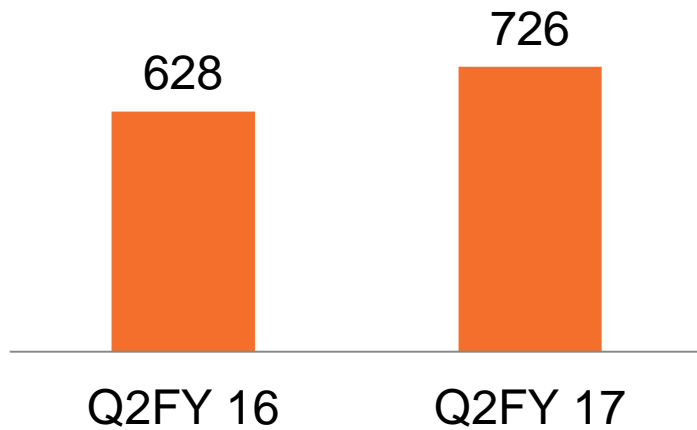


Performance review – Aluminium India

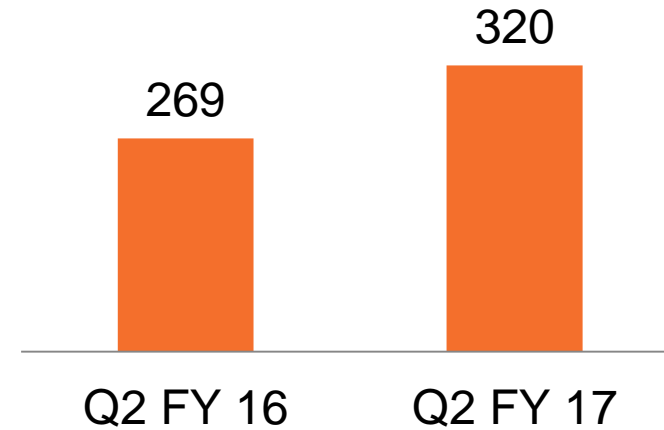
Aluminium production trend



Alumina (KT) includes Utkal



Metal (KT)



Production(KT)	Q2FY16	Q2FY17
----------------	--------	--------

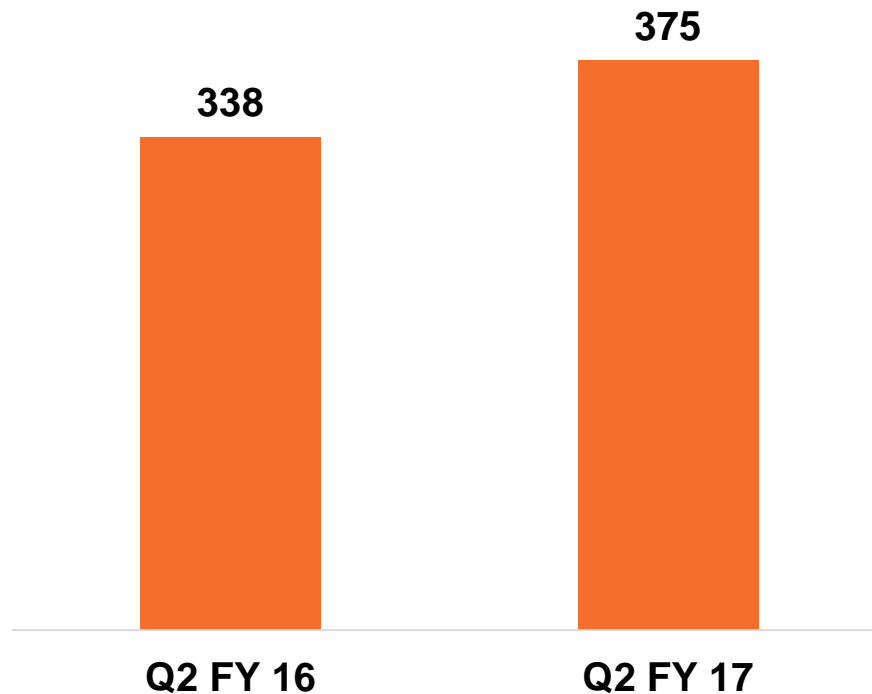
Wire Rods	29	40
FRP	62	68
Extrusions	11	11

- ❑ Strong Production growth. Mahan and Aditya ramped up and operating at design capacities
- ❑ Efficiency gains across the plants, VAP production rising
- ❑ Significant visibility over coal availability and cost

Utkal Alumina - Update



Utkal Production (KT)



- ❑ Cash cost of Alumina amongst the lowest cost refineries of the world
- ❑ Long distance bauxite conveyor proved its mettle during monsoon

Delivered an EBITDA of Rs 170 Cr in Q2, FY17

ADITYA BIRLA



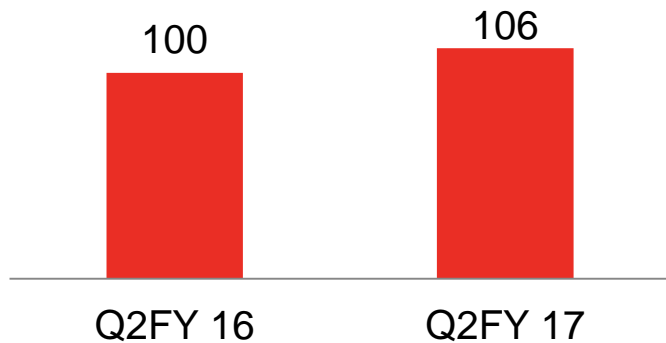
HINDALCO

Performance review – Copper

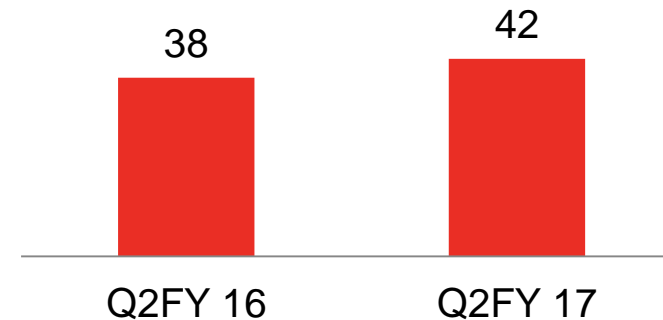
Copper production trends



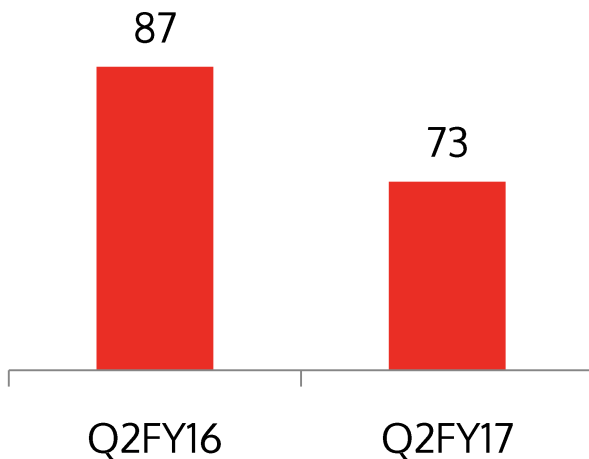
Cathode (KT)



CC Rods (KT)



DAP (KT)



- ❑ Cathode production bounced back post maintenance shutdown in Q1 FY 17
- ❑ Sequentially production jumped 63% registering highest ever quarterly production
- ❑ CC Rods production up 12% (YoY) in line with our thrust on value addition
- ❑ DAP production lower in line with market conditions

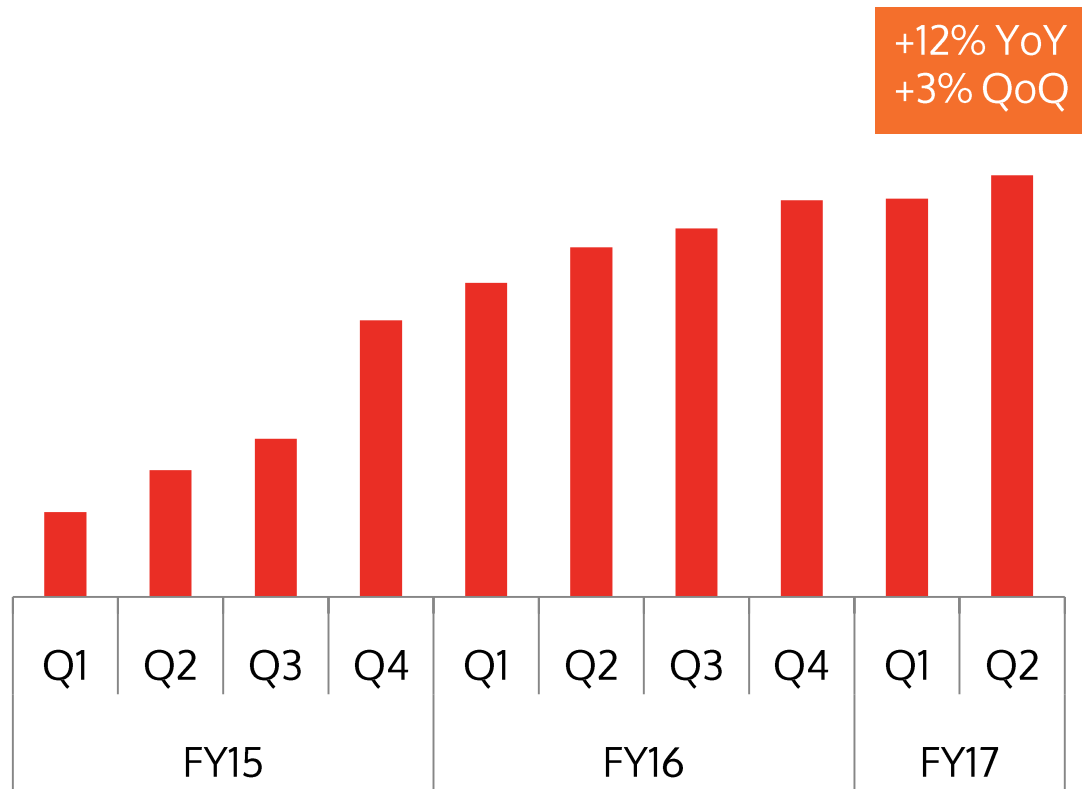
ADITYA BIRLA



HINDALCO

Performance review – Novelis

Quarterly Automotive Shipments (KT)



- ❑ Aluminium Auto sheet demand continued to be robust but can market increasingly competitive.
- ❑ Significant cost reduction through productivity, asset utilisation and better metal mix
- ❑ Continued ramp up of automotive sheets and operational efficiencies to enhance the performance
- ❑ US\$ 350/T EBITDA for third consecutive quarter


ADITYA BIRLA



HINDALCO

Financial performance review

Financial highlights – Standalone



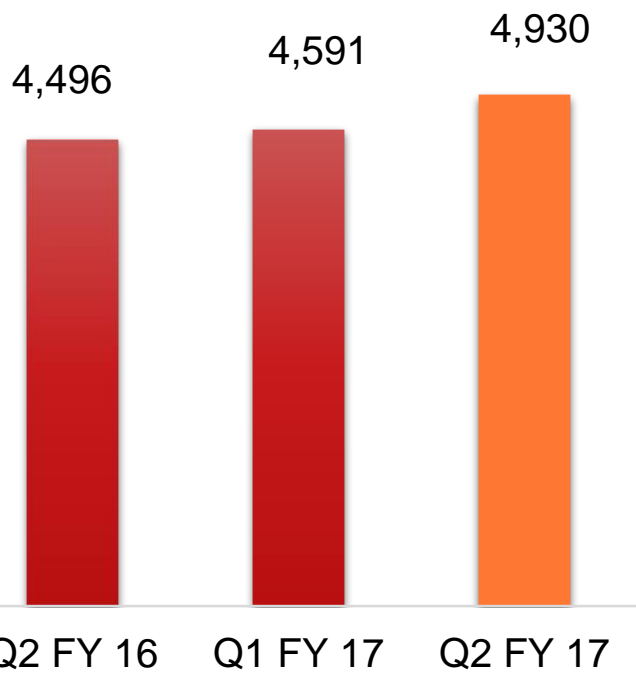
(In Rs. Cr)	Q2FY17	Q2FY16	Q1FY17	H1FY17	H1FY16
Revenue from operations	9,562	9,561	8,159	17,721	18,734
Profit before interest, tax and depreciation (PBITDA)	1,493	1,074	1,351	2,844	2,079
Depreciation	352	299	338	690	630
Finance Costs	594	627	600	1,194	1,231
Profit before exceptional items and tax	547	148	413	960	218
Exceptional income/(expense) – net	85	-	-	85	-
Profit before tax from continuing operations	632	148	413	1,045	218
Tax expenses	193	24	119	312	33
Profit from continuing operations	439	124	294	733	185
Profit/(loss) from discontinued operations (net of tax) *	1	-	-	1	-1
Net profit	440	123	294	734	185
Basic EPS from continuing operations – Rupee	2.14	0.60	1.44	3.58	0.90

**Rounded of to nearest decimal*

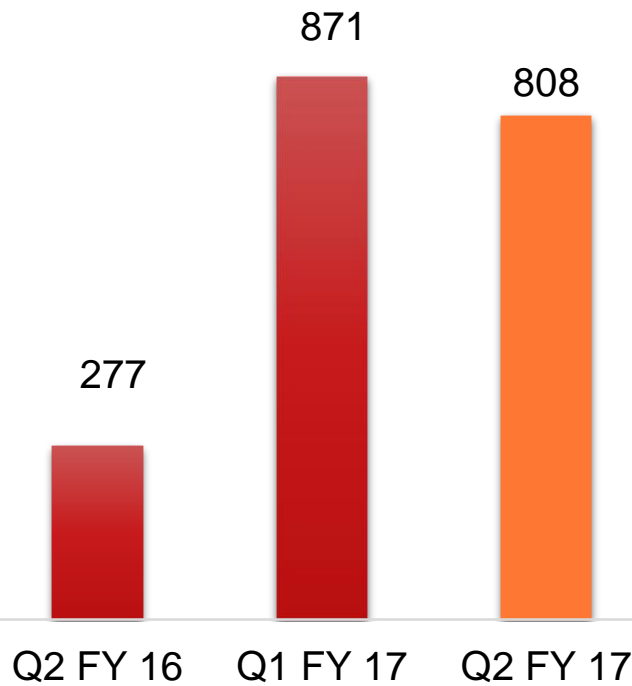
Aluminium financial performance



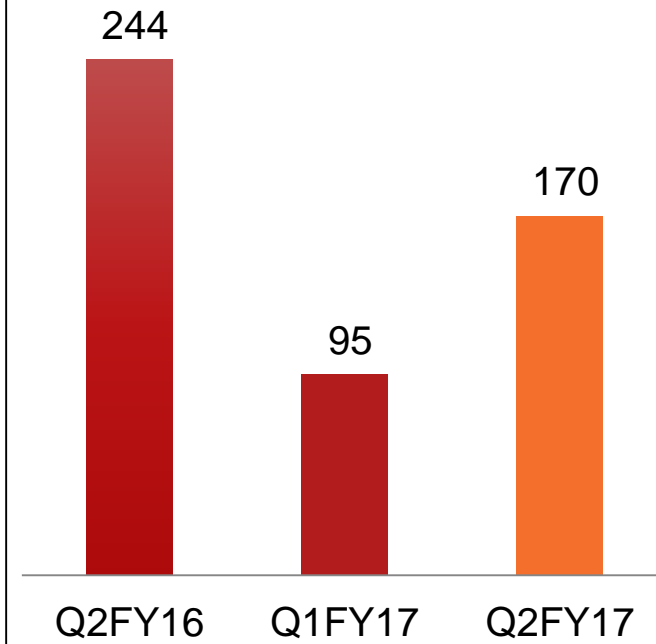
Revenue (Rs Cr)



EBITDA (Rs Cr)



Utkal EBITDA (Rs Cr)

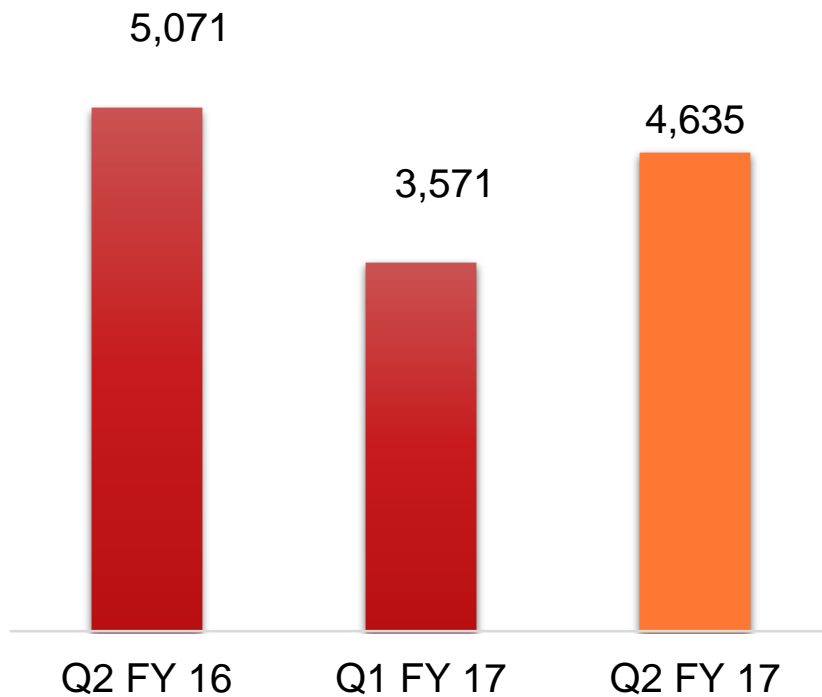


Robust operational performance on the back of efficiency gains and higher volumes

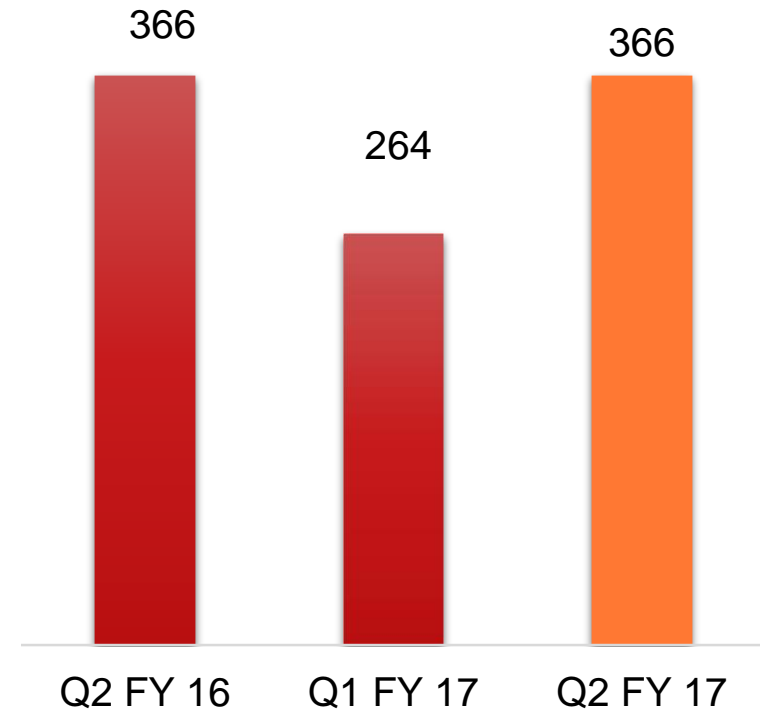
Copper financial performance



Net Sales (Rs Cr)



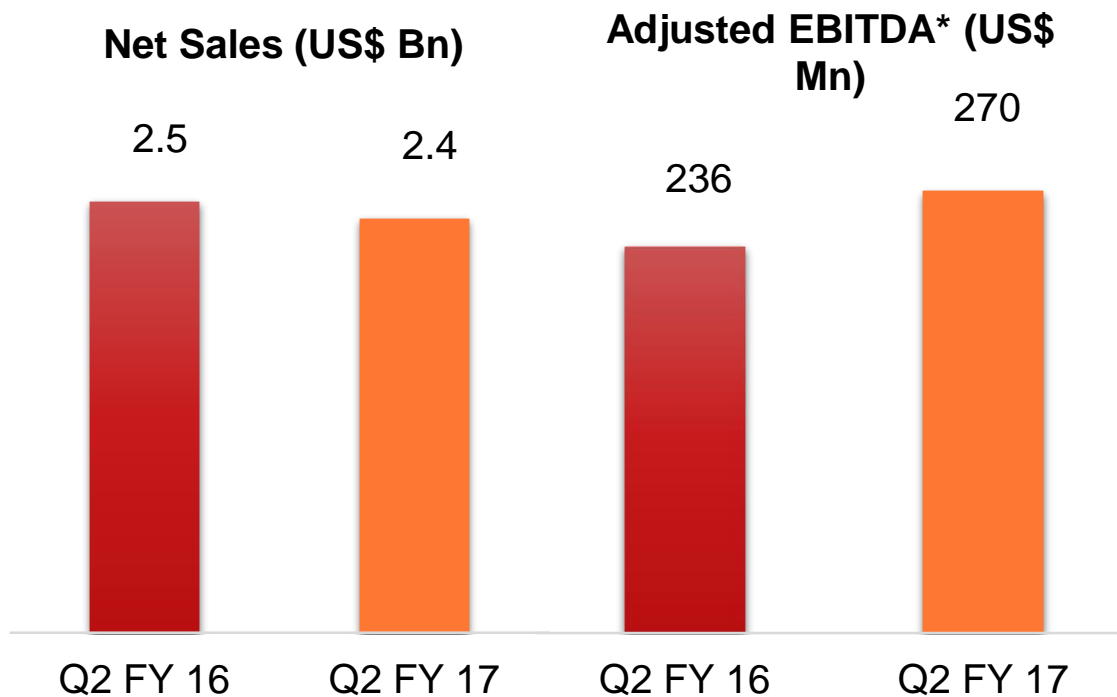
EBITDA (Rs Cr)



YOY – EBITDA maintained despite sharp fall in overall realisations

Sequentially – Sharp bounce back after planned maintenance shutdown

Novelis financial highlights



* Adjusted EBITDA excluding Metal Price Lag (MPL) impact

Completed refinancing of 2017 and 2020 bonds
Reduced interest expense by \$ 55 M per year
Strong liquidity of \$ 1 Bn
Expect FCF of \$ 300- \$ 350 Mn for FY 17

- ❑ Adjusted EBITDA excluding MPL at \$ 270 Mn up 14% YOY
- ❑ MPL at negative 14 Mn sharply lower against negative \$54 Mn in Q2 FY 16
- ❑ Surpassed \$ 1.05 Bn EBITDA on TTM basis
- ❑ Net loss \$ 89 Mn, primarily on account of \$112 Mn loss on extinguishment of debt related to refinancing & \$ 27 Mn loss of non core assets of Alcom
- ❑ Excluding these net income more than doubled to \$ 60 Mn from \$ 25 Mn

ABML divestment completed in July 2016

- ❑ 1 Metals X share for every 4.5 ABML shares and A\$ 0.08 cash for every ABML share – represents 32% premium based on stock prices traded on the offer date.
- ❑ The transaction yielded a gain of Rs 145 crore and is included in the Hindalco quarterly accounts as exceptional items.
- ❑ Total cash consideration received in the deal – Rs 367 crore

Key government initiatives to drive the growth



Enhanced capacities would require skilled / semi-skilled manpower



Domestic Industry would be self sufficient to meet the growing requirements



National Capital Goods Policy intends to boost manufacturing of capital goods to Rs 7.50Tn by 2025. A strong domestic sector can help in making this manufacturing ecosystem globally competitive




A project of this magnitude across 100 cities would need the support of this sector across various emerging applications (automotive, construction, power, electronics, etc)



The Solar Cities initiative plans a min.10% reduction in conventional energy demand. Aluminium and Copper key to the success of this project

Hindalco: Towards sustainable leadership



All plants at design Capacity

All plants running at full stream
Significant operational efficiencies achieved

Robust Operational Performance

Third consecutive quarter of strong operating performance on the back of strong operational & efficiency gains, aided by benign energy prices
Copper strong bounce back after successful maintenance shut down

Improved Coal security

Significant amount of coal secured through linkages, and captive mines
Higher coal production by CIL augurs well for company

World Class Alumina

Efficient alumina operations provides significant advantage
Utkal amongst the best in the world

Novelis

Continued to build momentum through focus on premium portfolio

ADITYA BIRLA



HINDALCO

Thank you

REGISTERED OFFICE

Century Bhavan, 3rd Floor, Dr. Annie
Besant Road, Worli, Mumbai 400 030

Telephone +91 22 6662 6666

Website www.hindalco.com

Email hindalco@adityabirla.com

Corporate Identity No. L27020MH1958PLC011238